

Newsletter

Knitters' Guild NSW Inc



Camp 2015:
Update

January 2015
Vol. 29 No.5

*Ultimate
Yarn
Guide
Pattern: Out
for a Sail*

2015 Guild Camp

28–30 August 2015



The Tops Conference Centre,
Stanwell Tops

\$275pp Members
\$325pp Non-Members

At the Camp:
Techniques Turntable
Mystery Scarf Competition
Retail Stores
Show and Tell
Lots of prizes to be won!

International Knitting Celebrity: Liat Gat



Workshops include:
Knit Like a Superstar, with Liat
Lace in the Round
Fantastic Fairisle
Crochet, beyond the basics
Adapting Patterns
Knitting Great Socks
Digital Tools
Latest Knitting Trends
Contiguous Knitting

Mystery Scarf – Great Competition

Knit a scarf that is a minimum of 18cm wide and 180cm long. Must be in black and either white, cream or grey and can be any yarn type and any yarn weight. Let your imagination run wild and show off your creative side. Scarf must be registered at Camp on Friday, 28 August 2015 to be eligible to win a prize.



www.knittersguildnsw.org.au/camp-2015

Index

Articles/News

Logo competition:

Who designed the new Guild logo..... 4

Valued Volunteer Retires

One of our most dedicated helpers retires 4

Return to Gaol

Update on member's visits to Junee Correctional Centre ... 5

What's On

Knitting workshops and events 8

Do You Have a Story?

Help write the Guild's history..... 8

Website Update

Improvements make access easier for members..... 9

Can You Help?

Volunteers needed in the Guild and at the Rosehill Show... 11

Knitting

Ultimate Yarn Guide

Everything you need in one place..... 5

Pattern: *Out for a Sail*

Guild member shares one of her own designs 6

Regular Items

From the President..... 4

New Members 5

Group Details 9

Retail Members 10

Guild Information 11

Group Reports 12

Who is Liat Gat?



Liat is an expert instructor and videographer.

Based in the U.S., Liat used to teach sold-out live classes at her local yarn store (at one time having to stand on the table to make sure that everyone in the over-full class could see).

Liat breaks down ten years' worth of knitting experience into simple, easy-to-follow exercises that can help you learn in months what it took her years to develop.

Her aim is to help everyone become a Knitting Superstar, whether they are an experienced or novice knitter.

Her 'Become a Knitting Superstar' video knitting course is her most popular class, the videos of which have been watched more than 2 million times.

Liat has been featured by About.com and the Craft Yarn Council, among others.

"Liat" is a Hebrew name, pronounced Lee-AHT. Liat's family is Israeli, but don't message her in Hebrew, because she only speaks a little bit!


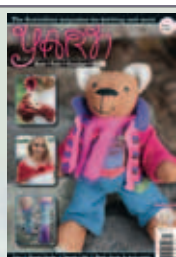
For more information, visit her website: knitfreedom.com.

Cover



Our cover image is printed with permission and is a pattern from Anna Dalvi's book, *Mystic Shawls*.

There are 14 shawl patterns in Anna's book, which is available in PDF (US \$16.95) or print (US\$26.95) format from Cooperative Press, www.cooperativepress.com.



• YARN • FELT • EMBELLISH • TEXTILE FIBRE FORUM &
• VINTAGE MADE MAGAZINES ARE AVAILABLE NOW.

**Craft
Magazines
are our
cup of tea...**
*care to
join us?*



www.artwearpublications.com.au

From the President

Welcome to a New Year, a new look newsletter (A4 and full colour) and a new Guild logo.

The last few months have been a really busy time for a number of us as we finalise the work that has been going on behind the scenes on the Guild website, completely re-vamp our membership database, kick-start our Guild History project, work towards this year's Camp weekend, and organise some Sydney workshops. Of course Anne has been working hard to give our newsletter a fresh new look.

2015 marks 29 years since the Guild was formed and we're already working on ways we can all celebrate our 30th Anniversary in 2016.

Visiting groups across the State, I've seen that knitters and crocheters come in all ages and both sexes. It's obvious, to me at least, that we have to present the Guild to non-members as a modern organisation which welcomes young people, embraces new technology and is fully in tune with the 21st century. I'm a bit too old for change for the sake of change, but I firmly believe that if we don't present ourselves as a modern organisation (which we are striving to be), there *won't* be a Guild in 10 years' time. So we've made sure that all our changes have had a purpose.

We started this "revolution" by introducing PayPal and Direct Debit payment – figures showed that in 2011 only about 16% of

people under the age of 45 were using cheques. We introduced a digital newsletter – more than 80% of our members have an email address and about 40% of members receive their newsletter by email. We promoted the Guild online as this is where so many people tend to learn about organisations and events. We've changed the newsletter format and produced a colourful new logo. We're already working on redesigning the website and re-writing the Achievement Certificates.

I know there are some members who feel that the Executive has done a good job if they have got through the year without changing anything, and without spending any money! But I don't see our role as being the maintenance of the status quo. Our job is to ensure that the Guild continues to flourish across the State and that the skills of knitting and crocheting are passed on for many generations to come.

Asad note this month is that the Canowindra group has decided to close. This was the Guild's third group, started by Margot Chick when she moved there from Sydney. Canowindra is a small place and it's become very difficult to recruit new members to add to their dwindling numbers. I would like to thank all our members there who made this a wonderful group for so many years – I have lovely memories of my visit in 2014.

Sally Ogilvie – President

Logo Competition

As you will see from our front cover, the Guild now has a new logo. Approximately one-third of the Guild membership voted, with 70% indicating they wished to change the old logo.

Logo	Votes	% of vote
1	0	0%
2	12	5%
3	17	7%
4	46	18%
5	94	36%
6	1	0%
7	10	4%
8	78	30%
Total	258	100%

Many congratulations to **Ann Lemon, Maitland Group member**, who designed the winning logo.


A very big 'Thank You' to those of you who entered this competition and those

who took the time and trouble to vote.

Guild President, Sally Ogilvie, was hoping to present Ann with her prize of a basket of beautiful yarns on her recent visit to the Maitland Group but at the time Ann was enjoying an overseas trip. The basket is valued at about \$350 and it was very kindly and generously donated by some of our wonderful Retail Members: Bendigo Woollen Mills, Feltfine, The House of Wool, Marlyn Alpaca, Mosman Needlecraft and The Wool Inn.

Ann's design, which she painted, was assessed by an external academic designer for its suitability for all the uses we wish to make of it (digital, print, badges, cloth labels etc) and her suggestions were then passed to a professional graphic designer who produced the logo we see today.

Some members have raised questions about our logo change and there appears to be a great deal of misinformation travelling around the Guild, so we will attempt to address your queries.



Thank you! Valued Volunteer Retires

It's with great sadness that we announce that Margaret Reid has decided to stand down from the positions of Membership Secretary and Librarian.

Margaret has carried out these roles for very many years with extraordinary commitment and dedication. It takes many hours per week to process all our membership applications, issue cards, update database records etc.

In addition, she took care of our Library and made sure all our newsletters were posted out to members.

We all owe her a huge debt of gratitude for her contribution to the running of the Guild, which will be greatly missed.

Thank you, Margaret.

Does the Guild need official approval to change its logo?

No. Our logo forms no part of our official status.

Why haven't we included the word "Inc" (Incorporated)?

There is no obligation to have any wording at all, companies don't generally put Pty Ltd on their logo. The Country Women's Association, which is incorporated, is a good example. They have had many logos over the years but their Australia-wide logo just says C.W.A.A. Their Victorian branch has CWA with 'Victoria' at the top.

Is the logo change costing the Guild a lot of money?

No. We have very little stock of printed material so a re-print will be necessary whether we changed the logo or kept the existing one. The Guild's current badges are in need of replacing so new ones will be made for the Executive Committee, Life Members and Group Convenors. All changes to our online presence are free.

Ultimate Yarn Guide

Australian Ply	Equivalents described as	USA CYCA number	Wraps per inch	Approx. needle size	Sts to 10cm (4") in stocking st	Approx. crochet hook size	Aust/UK dc, CYCA sc to 10cm (4")
1 ply	Single, very fine weight, cobweb	None as yet	Over 24	No standard	No standard *	No standard	No standard
2 ply	fine weight, lace weight	None as yet	22 or more	2 - 4 mm USA no standard Imperial 14 - 8	Varies * 28 - 32 or even up to 40	No standard	No standard
3 ply	light fingering, fine weight, lace weight, baby	0: lace	20-23	1.5 - 2.25 mm USA size 000 - 1 Imperial 14 - 13	Varies * 32 - 40	Steel ** 1.6-1.4 mm (6, 7, 8) Regular hook B-1	32-42 *
4 ply	Sock, fingering, baby, superfine, light weight	1: super fine	19-20	2.25 - 3.25 mm USA size 1 - 3 Imperial 13 - 10	27 - 32	2.25-3.5 mm B-1 to E-4	21-32
5 ply	sport weight, lightweight, baby, fine	2: fine	15-18	3.25 - 3.75mm USA size 3 - 5 Imperial 10 - 9	23 - 26	3.5-4.5 mm E-4 to 7	16-20
8 ply	Light worsted, medium weight, DK-double knit	3: light	12-14	3.75 - 4.5 mm USA size 5 - 7 Imperial 9 - 7	21-24	4.5-5.5mm 7 to I-9	12-17
10 ply	Worsted, Aran, medium weight, Afghan	4: medium	9-11	4.5 - 5.5 mm USA size 7 - 9 Imperial 7 - 5	16 -20	5.5-6.5 mm I-9 to K-10 1/2	11-14
12 ply	Heavy worsted, heavy weight, bulky	5: bulky	7-8	5.5 - 8 mm USA size 9 - 11 Imperial 5 - 0	12 - 15	6.5-9mm K-10 1/2 to M-13	8-11
14 ply	roving, chunky, extra bulky, rug, super bulky, pencil roving	6: super bulky	6-7	8 mm & over USA size 11 + Imperial 0 - 000	7-11	9 mm and larger M-13 and larger	5-9
20 ply	Polar, roving, Icelandic	None as yet	6 or less	10 mm & over USA size 15 + Imperial 000 +	10 or less	No standard	No standard

* The 1 & 2 ply yarns are normally used for open worked lace patterns so the stitch count and needle size can vary tremendously depending on the project.

** Steel crochet hook sizes may differ from regular hooks.

This table compiled by Michelle Moriarty, referencing various encyclopedias, USA CYCA standards, Knitpicks, Nancy's Knit Knacks, Ravelry and in consultation with Amelia Garripoli.

© Yarn magazine

The *Ultimate Yarn Conversion Guide* is reproduced by kind permission of *Yarn* magazine:
www.artwearpublications.com.au.

Return to the Gaol

Guild member Stephanie Vineberg is one of a group of Wagga ladies who teach knitting at the Junee Correctional Centre.

We have been granted a permanent visit arrangement one day a month, which has pleased everyone.

We have some very keen regulars, and visitors on the day, who, due to work commitments on the farm, or doing other courses, such as Barista, Sheep Husbandry, Sewing, and many others, cannot always attend. I am amazed that everyone who comes to learn to knit, succeeds by the end of their first sitting.

One of the regulars, John, is knitting a panel with a picture of The Rising Sun, for the Men's Knitting Project. The CEO is going to register him online, and I will make his cloth name label for the back of the panel. We are all very proud of John.

Other men are knitting pouches for WIRES, and mittens and scarves to go with the swags, made in the "sewing shop", to be given to the homeless. The word has spread that we can now bring in some of our home cooking, so the numbers at class have swelled beyond expectations.

Stephanie Vineberg



Name	Suburb	Group
Helen Still	Medlow Bath	Blue Mountains
Miranda Fabian	West Pennant Hills	Castle Hill
Margaret Gibson	Wentworth Point	Epping
Kathleen Ctercteko	Wahroonga	Epping
Alison Ferguson	Eleebana	Hunter
Francine Gill	Mascot	Inner City
Sally Webersinke	Woolloomooloo	Inner City
Dr. Danielle Chiel	Woollahra	Inner City
Carol Georgeson	Dee Why	Northern
Marie Schembri	Baysview	Northern
Julie Kennedy	Belrose	Northern
Katja Cassidy	Mortdale	Southern

Out for a Sail

Dominique Trad

Out for a Sail is a simple lace tee with a wide boatneck. It is designed for 4–5ply (fingering–sport weight) yarn.

Size (US)	S	M	L	XL
	8–10	12–14	16–18	20–22
To fit bust (cm)	81–86	91–97	102–107	112–117
Actual size (cm)	46	52	59	65
Length (cm)	54	59	64	70
Yarn (approx.) M (yd)				
MC (white)	500 (546)	650 (710)	800 (874)	950 (1038)
CC (coral)	350 (382)	450 (492)	500 (546)	600 (656)

Tension/gauge

25 sts x 34 rows over pattern using 3.25mm /3 US needles

Notions

3mm/2.5 US needles; 3.25mm – 3.75mm /3 – 5 US needles; two markers; two stitch holders

Instructions

Instructions are written row by row for every size. The instructions for size S are given and then followed by the instructions for the other sizes in brackets. Where only one instruction is given it applies to all sizes. Construction instructions are given first with the Sails Pattern following.

Abbreviations

k = Knit; **p** = Purl; **yo** = Yarn over needle to create a stitch; **k2tog** = Knit 2 stitches together (1 stitch decreased); **k2togtbl** = Knit 2 stitches together through the back of loop (1 stitch decreased); **p2tog** = Purl 2 stitches together (1 stitch decreased) **p2togtbl** = Purl 2 stitches together through the back of loop (1 stitch decreased); **skpsso** = Slip 1, knit 1, pass slipped stitch over (1 stitch decreased); **sk2psso** = Slip 1, knit 2 stitches together, pass slipped stitch over (2 stitches decreased); **[]** = square brackets show the position of markers; **M1** = Lift the bar between stitches on the previous row. Knit or purl (as appropriate to maintain stocking stitch) through back of loop to make a stitch; **MC** = Main colour (white); **CC** = Contrast colour (coral)

Back & Front (work both the same)

Using 3mm/2.5 US needles and MC, cast on 115 (131, 147, 163) stitches and place markers 1 st in from either end.

Rows 1 – 4: Knit.

Change to 3.25mm/ 3 US needles.

Row 5: Work Sails Pattern starting with row 19 (1, 19, 1) making sure to use correct yarn colour (MC, CC, MC, CC).

Work in 36 row Sails Pattern as set until 96 (96, 114, 118) rows from cast on edge have been completed.

Sleeves

Increases for sleeves are given in the table (right) for each size. Taking the increased stitches into the pattern, they are worked as follows:

k1, m1, [work the instructions for the pattern row you are up to that appear within the square brackets like so], m1, k1.

Tie a contrasting coloured thread to the ends of row 127 (127, 144, 148) to mark the beginning of the sleeveholes.

Move markers back to 1 stitch from either edge of work and continue working in pattern until 179 (197, 215, 233) rows have been completed from cast on edge.



Sample photo: Size S wide, size M long.

About the Pattern

This tee is a great example of Dominique's design goals in action. Every row is instructed so it is clear when to start and finish the body, sleeves and neck shaping so that at every size, an equally neat finish may be achieved. The neck shaping is minimal, front and back are identical and the sleeves are created as increases to minimize sewing up.

Increase	Row number from cast on edge			
	S	M	L	XL
1st	97	97	115	119
2nd	101	101	119	123
3rd	105	105	123	127
4th	109	109	127	131
5th	111	111	129	133
6th	113	113	131	135
7th	115	115	133	137
8th	117	117	135	139
9th	119	119	137	141
10th	120	120	138	142
11th	121	121	139	143
12th	122	122	140	144
13th	123	123	141	145
14th	124	124	142	146
15th	125	125	143	147
16th	126	126	144	148
Total sts after increases	147	163	179	195

Shape Neck

Row 180 (198, 216, 234): P41 (45, 49, 53), turn.

Row 181 (199, 217, 235): k2togtbl, K39 (43, 47, 51): 40 (44, 48, 52) sts.

Row 182 (200, 218, 236): P38 (42, 46, 50), P2togTBL: 39 (43, 47, 51) sts.

Row 183 (201, 219, 237): Cast off.

Slip 65 (73, 81, 89) sts onto holder.

Row 180 (198, 216, 234): P41 (45, 49, 53), turn.

Row 181 (199, 217, 235): K39 (43, 47, 51), K2tog = 40 (44, 48, 52) sts.

Row 182 (200, 218, 236): P2tog, P38 (42, 46, 50) = 39 (43, 47, 51) sts.

Row 183 (201, 219, 237): Cast off.

Make 2nd garment piece.

Neckband

Join right shoulder.

Using smaller needles and MC, pick up and knit 3 sts down left front, 65 (73, 81, 89) sts from holder one, 2 sts up right front, 2 sts down right back, 65 (73, 81, 89) sts from holder two, 2 sts up left back 139 (155, 171, 187) sts.

Row 1: Knit

Row 2: Knit

Row 3: Cast off.

Sleeve edgings

Join left shoulder.

Using smaller needles and MC, pick up and knit 106 (140, 140, 168) sts between coloured threads of sleevehole.

Row 1: Knit

Row 2: Knit decreasing 10 (14, 14, 16) sts evenly 96 (126, 126, 152) sts.

Row 3: Cast off.

Repeat for second sleeve. Join side and sleeve seams.

Sails Pattern (36 row repeat)

Rows 1–14 are worked in CC and rows 15–36 are worked in MC.

All even rows (wrong side): purl.

Change to CC

Row 1: k1 [k1, yo, k6, (sk2psso, k6, yo, k1, yo, k6) 6 (7, 8, 9) times, sk2psso, k6, yo, k1] k1

Row 3: k1 [k2, yo, k5, (sk2psso, k5, yo, k3, yo, k5) 6 (7, 8, 9) times, sk2psso, k5, yo, k2] k1

Row 5: k1 [k3, yo, k4, (sk2psso, k4, yo, k5, yo, k4) 6 (7, 8, 9) times, sk2psso, k4, yo, k3] k1

Row 7: k1 [k4, yo, k3, (sk2psso, k3, yo, k7, yo, k3) 6 (7, 8, 9) times, sk2psso, k3, yo, k4] k1

Row 9: k1 [k5, yo, k2, (sk2psso, k2, yo, k9, yo, k2) 6 (7, 8, 9) times, sk2psso, k2, yo, k5] k1

Row 11: k1 [k6, yo, k1, (sk2psso, k1, yo, k11, yo, k1) 6 (7, 8, 9) times, sk2psso, k1, yo, k6] k1

Row 13: k1 [k7, yo, (sk2psso, yo, k13, yo) 6 (7, 8, 9) times, sk2psso, yo, k7] k1

Change to MC

Rows 15–18: Knit

Row 19: k1 [k2tog, (k6, yo, k1, yo, k6, sk2psso) 6 (7, 8, 9) times, k6, yo, k1, yo, k6, skpsso] k1

Row 21: k1 [k2tog, (k5, yo, k3, yo, k5, sk2psso) 6 (7, 8, 9) times, k5, yo, k3, yo, k5, skpsso] k1

Row 23: k1 [k2tog, (k4, yo, k5, yo, k4, sk2psso) 6 (7, 8, 9) times, k4, yo, k5, yo, k4, skpsso] k1

Row 25: k1 [k2tog, (k3, yo, k7, yo, k3, sk2psso) 6 (7, 8, 9) times, k3, yo, k7, yo, k3, skpsso] k1

Row 27: k1 [k2tog, (k2, yo, k9, yo, k2, sk2psso) 6 (7, 8, 9) times, k2, yo, k9, yo, k2, skpsso] k1

Row 29: k1 [k2tog, (k1, yo, k11, yo, k1, sk2psso) 6 (7, 8, 9) times, k1, yo, k11, yo, k1, skpsso] k1

Row 31: k1 [k2tog, (yo, k13, yo, sk2psso) 6 (7, 8, 9) times, yo, k13, yo, skpsso] k1

Rows 33–36: Knit.



About the Designer

Dominique Trad
Katoomba (Upper Mountains)

Self-taught from books and magazines, Dominique was frustrated when knitting by how often she would have to rule out a project because its completion required too many techniques that she was not yet familiar with. Now when she is designing her aim is to make more interesting designs available to knitters at various levels of skill by, wherever possible, removing the techniques that used to intimidate her.

A mum to two young boys, she joined the Katoomba Guild Group almost two years ago. “I’ve been so lucky to meet a group of people which includes designers, skilled knitters and novices. They have quickly become my mentors and friends and given me the encouragement to share my work and continue to pursue my passion”.

Dominique has many other designs for sale on Ravelry: search for *Domknit* in Designers.

Have you designed a pattern?

I would like to profile Guild members wherever possible. If you have designed an item, and had it tested, please contact me at newsletter@kgns.org.au.

Anne Powell, Ed.

What's On

Guild Workshops

Second Step Lace Knitting Workshop

Our *Introduction to Lace Knitting* workshops were very popular so we thought we should offer you the opportunity to take your skills to the next stage.

Our *Second Step Lace Knitting* workshop will be held on Saturday 14th February.

Fee: \$20 for members (non-members are very welcome for a fee of \$25)

10.00am – 4.00pm Saturday 14th February 2015

Sydney Mechanics School of Art, 280 Pitt Street, Sydney (a short walk from Town Hall Station).

Magic Ball Workshop

This six hour workshop is a great way to use up part balls of yarn you have left over from your projects. We will learn about how to arrange and order the yarns, then how to join them securely to make up two balls to work from. A simple project will be made using the balls of leftovers. Participants need to be confident with stranded knitting.

\$20 for members (non-members are very welcome for a fee of \$25)

10.00am – 4.00pm Saturday 21st March 2015

Sydney Mechanics School of Art, 280 Pitt Street, Sydney (a short walk from Town Hall Station).

Registration

Apply online at our website or send name and address with cheque to the Guild Secretary, clearly stating which workshop you wish to attend.

A materials requirement list and confirmation will be sent to you on receipt of your registration.

Nundle Trip: Sat 28 - Sun 29 March

All members of the Guild are invited to join the Northern Group's trip to the Nundle Woollen Mill. The overnight trip includes a tour of the Nundle Woollen Mill on Saturday afternoon. Sunday morning you will have a chance to explore the little shops of Nundle.

Cost will be between \$120 and \$180 depending on how many we get (cost of bus) and the type of accommodation required. Cheapest accommodation is \$45 at Peel Inn, no ensuite breakfast included. Most expensive is at the motel complex: \$95 single accommodation, no breakfast.

More information: Maureen North: (02) 99131415; Mauznorth@optusnet.com.au.

Teresa Dair Workshop

Teresa is a knitwear designer who incorporates non-traditional materials and techniques that challenge the perception of what a knitted piece is. She uses design fundamentals such as line, balance and shape to create interesting and unique pieces of wearable art. Teresa will be teaching two workshops at Contextart in Hazelbrook, The Blue Mountains:.

Innovative Knitted Jewellery, Sat–Sun, April 11–12 and

Jewellery, Interior Design and More, Mon–Thu, April 13–16)

More information: contextart.com.au.

PeaceKnits Pop-Up Event

This open day of cottage garden knit-art, word-play and activities is being held to remember the events of April 1915, and mark the 100th anniversaries of ANZAC origins in WW1, and Women's International League for Peace & Freedom (WILPF) Peace Congress. The Kiama and Queanbeyan Knitters' Guilds are contributing to the Knit-art pieces that will be on display.

1st April 2015

10am – 4pm at Boab Book Cottage

36 Crawford Street Queanbeyan

More information: Boni Maywald: boni_maywald@yahoo.com.au; (02) 6161 5214; 0420 534 189.



Do you have a story to tell?

We'd love to hear it.

As we approach our 30th Anniversary in 2016, the Knitters' Guild is undertaking a project that we hope will capture the history of the Guild. Historian Dr Prudence Black is undertaking oral history interviews with a few of our members who have been instrumental in forming the Guild and helping it get to where it is today, to ensure that their stories are saved for posterity. But to ensure all the details about how and why the Guild was formed, and the achievements of members and anecdotal stories are not lost, we are now asking for *your* story.

If you, or someone you know, would like to share a story, we would love to hear it.

Topics could include:

- People, places, events and publicity
- Formation of a Group
- Formation of a Guild Sub-Committee
- Charity knitting
- Commissioned group projects
- Collaborative partnerships with museums, galleries or historic houses.

Any story you have is valuable to us. It doesn't have to be about the item that won Best in Show; it could be a story about how you or your group created something that people remember fondly.

Your story can be sent to us in any format you would like – a recording, letter, or email. However you would like to capture the story, we will accept it. And we'd love photographs too. (These can be copied and returned to you if you wish).

For more information or send your stories to:

Clare Hacker, Secretary

0417 481 679

secretary@knittersguildnsw.gov.au

Knitters Guild NSW

PO Box 460

EPPING NSW 2121.

Group Details

Blacktown

10:00am – 1:00pm, 2nd Sat. each month.
Dining Room, Blacktown Showground
Precinct, Richmond Road, Blacktown
Merrin Marks 0411 612 670

Blue Mountains

1.30pm, 3rd Sat. each month.
Blaxland Community Centre, 33 Hope
Street, Blaxland.
Mavis Billinge 0419 017 112

Castle Hill

10.00 am, every Tuesday.
Castle Hill Community Church, Education
Room, 47 Britannia Road, Castle Hill
Janette Mana 0426 427 095

Clarence Valley

9.30am – 12.30pm, 1st Thurs. each month.
58 Richmond Road, Lawrence.
Meredith Corrigan 0407 427 676

Epping

9.30am, 1st Monday each month and
10.00am, all other Mondays. Epping
Creative Centre, Stanley Road, Epping.
Maria Luisa Stanley (02) 9869 8776

Epping Crochet

12.30pm, 2nd Monday each month. Epping
Creative Centre, Stanley Rd, Epping.
Eleanor Goldfinch (02) 9639 9706

Goulburn

10.30am, 3rd Sat. each month. Wesley
Centre, Goldsmith Street, Goulburn.
Stephanie Vineberg (02) 6925 1797

Inner City

11.00am, 2nd Sat. each month. Redfern
Town Hall, 73 Pitt St, Redfern.
**Liz Evatt 0403 818 812 &
Karen Ramrakha 0414 516 382**

Katoomba (Upper Mountains)

1.30 – 4.00pm, 1st Sat. each month.
Nth Katoomba Public School,
Barton St, Nth Katoomba.
Anne Powell 0400 461 581

Kiama

1.30pm, 3rd Sat. each month
Kiama Uniting Church, Cnr Manning &
Bong Bong Sts Kiama
Anne Phillips 0403 874 048

Ku-ring-gai

9.30am, 4th Mon. each month
The Hall, Turramurra Uniting Church,
Turramurra Ave, Turramurra
Margo Morris, (02) 9499 2472

Macarthur

9.30am, 2nd Mon. and 4th Sat. each month.
CWA Rooms, Cawdor Road, Camden.
Janice Ferret 0408 671 241

Maitland

10.00am, 3rd Fri. each month.
East's Leisure and Golf Club, Tenambit
Street, East Maitland.
Barbara Andrews (02) 4982 6434

Mudgee

1.30pm, 3rd Sat. each month,
CWA Rooms, Market Street, Mudgee.
Barbara Gow 0439 452 621

New England

10.30 am, Last Wednesday each month.
Kootingal Hall, Denman Ave, Kootingal.
Joy Butler (02) 6762 6712

Newcastle

9.30am, 2nd Wed. each month &
7.00 – 9.00pm 4th Thurs. each month.
Hamilton North Bowling Club, Boreas
Road, Hamilton North.
Krista Thompson (02) 4982 8519

Northern

10.15am, 3rd Sat. each month.
Nelson Heather Centre. Jackson Road,
Warriewood.
Elaine Dewey (02) 9913 3254

Queanbeyan

2.00pm, 2nd Sat. each month.
Karabar Community Centre,
183 Old Cooma Rd, Karabar.
Teresa Morey (02) 0414 515 548

Southern

10.00am, 1st Sat. each month.
The Old Storehouse, Gray Street,
Kogarah. **Sue Sharpe 0407 076 512 and
Louise Zaluzny 0408 388 284**

Southern Highlands

10.30am, 2nd Sat. each month. Uniting
Church Hall, Albert Street, Mittagong
Robynn Ross (02) 4684 3236

The Entrance

11.00am, 1st Sat. each month.
Senior Citizens Centre, Thompson St,
Long Jetty.
Charisse Hodgeman 0405 445 760

Turramurra Crochet

10.00am, 1st Wed. each month
Turramurra Uniting Church, Turramurra
Avenue, Turramurra.
Barbara Moulds 0418 163 351

West Ryde Evening

7.00–9.00pm, 3rd Thursday each month.
Ryde Eastwood Leagues Club, West Ryde.
Jean Smith 0418 485 684



Website update

The Guild membership records have been transferred to a new database connected to the Guild website.

Now members will be able to change/update their details via the website. You will need a log-in, (previously held log-ins will still work), which, if you don't have one already, you can get on the website.

Membership numbers have changed as these are now computer-generated. New membership cards will be issued over January/February with the new logo. To honour our Foundation Members, their cards will also state their Foundation Membership Number. Life Members will be issued with a card for life.

It will now be easier for those who need access to member details (the Secretary, Treasurer and a few other officers) not only to retrieve information but to contribute to it and update it. It also keeps it more secure that storing it on a stand-alone computer. It's been a slow process getting to this stage as members of the Executive learn how to use it and we resolve the "glitches" that occasionally show up, but it is now up-to-date and ready to go for the new year.

We are now busy working on the front end of the website to improve the content and keep it fresh and relevant. We have re-opened the Members Only section and will be posting Guild matters there again in the future. The next stage will be to get the website redesigned.

Queries: Mary-Helen Ward, Convenor, Information Management Sub-committee, membership@kgns.org.au.



You may have noticed this is Issue 5 of Volume 29. If we followed last year's numbering, this would be Issue 1 of Volume 30. However, gremlins got into the system a few issues ago and we missed Volume 28.

Next year is the 30th anniversary of the Guild, so to keep the Volume numbers in line with the Guilds' age, this year's issues will be Volume 29, 5–8.

RETAIL MEMBERS

Bendigo Woollen Mills

Direct to public, knitting yarns from 2 –12 ply, cones, hanks and balls. Mail order service. Contact us for a free shade card.

4 Lansell St West, Bendigo, 3550 (03) 5442 4600

info@bendigowoollenmills.com.au

www.bendigowoollenmills.com.au

Convent and Chapel Wool Shop

Luxury local and imported yarns, a wide range of knitting accessories and spinning supplies. Lace specialists. Classes available. Open 10 am –4 pm Friday to Monday or by appointment.

Bridge View Inn, 28–30 Louee Street, Rylstone, 2849

www.conventandchapelwool.com

Evelyn Reynolds Yarn Supplies

Huge range of plain and novelty yarns. See us at the shows, guild functions or invite us to your event. Visitors welcome at our wool room at Austinmer – only one block from the station, but phone first as I may be at a show. 26 Kennedy Road, Austinmer, 2515 Phone/Fax: (02) 4267 1071

Feltfine Yarns

We specialise in hand-painted BLF, merino and silk yarns and are happy to visit Guild meetings. 10% discount to members.

1368 Paterson Road, Duns Creek, 2321

0427 385 510 Gary@feltfine.com.au

www.feltfine.com.au

Glenora Weaving and Wool

The Mail Order Specialists. Weaving yarn for knitters! Extensive range of wool, cotton, linen, silk and alpaca yarns, felting and spinning fibres, weaving yarns and equipment.

P.O. Box 9, Gerrington, 2534 (02) 4234 0422

www.GlenoraWeaving.com.au

Marlyn Alpacas

Quality Alpaca yarns, 4 ply – 8 ply, in natural colours on balls and cones, carded alpaca top, alpaca felts and blankets from our much loved flock of individually named alpacas.

2 Dernbong Place, Thornleigh, 2120 (02) 94810949

info@marlynalpaca.com.au www.marlynalpaca.com.au

Mosman Needlecraft

Huge range of needlework and knitting yarn supplies. 10% discount to Guild members. Mon–Fri 9.30–5.00pm, Sat 9.00 – 4.00pm. Shop 3, 529 Military Road, Mosman, 2088

(02) 9969 5105 mosmanneedlecraft@bigpond.com

www.mosmanneedlecraft.com.au

Nundle Woollen Mills

One of Australia's last working woollen mills.

Hand-knitting yarns in 8, 12 and 20 ply in more than 40 colours.

1 Oakenville Street, Nundle, 2340

1300 686 353

Woollenmill@nundle.com www.nundle.com

Pins and Things

Huge range of knitting wools, crochet cottons, books, patterns, knitting needles, Clover Soft Touch crochet hooks, embroidery supplies, haberdashery. Mon–Fri 9.00am to 4.30pm, Sat 9.00am – 12.00pm. 54 Main Road, Boolaroo, 2284

Ph/Fax: (02) 4958 6362 mariajb@bigpond.com

Rainbow Wools

Hand dyed yarns in wool, linen, cotton, silk. Unusual yarns such as Habu stainless steel, paper yarns, leather, hemp, nettle. Invite Rainbow Wools popup shop to your Guild meeting.

Sue Walker, 0401 693409

info@rainbowwools.com www.rainbowwools.com

The House of Wool

Specialises in Australian hand-spun, hand-dyed yarns and well known quality yarns. Variety of workshops available. 10% discount to Guild members. Fri – Sun 10.00am – 4.00pm. 40 Govetts Leap Road, Blackheath, 2785 0418 863736

info@thehouseofwool.com www.thehouseofwool.com.au

The Wool Inn

Huge range of yarns, books, needles and accessories, needles by Addi, Knitpro and Clover. Show your membership card for 10% discount. Group visits welcome. Shop 14, N & K Centre, 450 High St, Penrith, NSW 2750. Ph: (02) 4732 2201

Fax: (02) 4721 0416 anitab@the-wool-inn.com.au

Turramurra Drapery

Great range of knitting yarns and patterns from Australia and overseas. Mon–Fri 10.00am – 5.00pm, Sat: 10.00am – 5.00pm

1319 Pacific Highway, Turramurra, 2074 (02) 9449 5843

info@turramurradrapery.com.au

www.turramurradrapery.com.au

Waratah Fibres and Yarns

Specialising in hand dyed fibre and yarn for textile artists. Workshops in skein painting. Open day 1st Tuesday of the month. Also open by appointment. Discount to Guild members.

Helen Rippin, 28 Gullies Road Bundanoon, 2578

(02) 4883 6138 Helen@waratahfibres.com.au

Wollombi Wool Store

Surrounded by award-winning vineyards and accommodation, Wollombi is an ideal destination to relax, unwind and knit!

Mon–Fri: 9am–5pm 2855 Wollombi Rd, Wollombi, NSW 2325

(02) 4998 3153

enquiries@wollombiwoolstore.com.au



Can You Help?

We are looking for volunteers for various roles with the Guild. If you have the time, we would love to hear from you. It's a great way to meet other Guild members and help promote the Guild.

Website

We're looking for a couple of members who would be interested in helping keep the website up-to-date – adding articles about Guild and Group activities, and keeping the Calendar updated. The articles and events will be provided for you. Internet access and basic typing skills are all that's required. No programming experience is necessary and training will be given.

Database

The Guild now holds all membership records on a database hosted by our website. We're looking for two members to keep this up-to-date – adding new members, checking renewal forms against existing members and making changes to entries as we're notified. Again, access to the internet and the ability to type are the only requirements. Training will be given.

Newsletter Mailout

We are also looking for a volunteer to post our newsletter four times a year. The newsletter will be delivered to you along with a spreadsheet of member details. You will need to print labels, insert the newsletter and occasionally other paperwork into the envelopes, and post them.

If you are interested in volunteering for any of these roles, or require further information, please contact the Secretary at Secretary@kgnsn.org.au

Rosehill Stitches & Craft Show, Thur 5 – Sun 8 March

The show is held at the Rosehill Gardens Racecourse. At least six Guild volunteers are required for the stand each day to talk to members of the public about the Guild and handing out leaflets. If you would like to help, please contact Eleanor Haim (Blacktown Group) on: 9671 1394; 0427 031 709 or eleanorhaim@hotmail.com. Please let her know which day you'd be available and your preference for 10.00 – 1.15 or 1.15 – 4.30 (three people per timeslot).

Guild Information

Committee Meetings

Our Executive Committee Meetings now take place at Sydney Mechanics' School of Arts, 280 Pitt Street, Sydney from 11.00am on the fourth Saturday of each month except December.

In April 2015, the meeting will take place on the 18th because Anzac Day falls on the fourth Saturday. These meetings are open for any member to attend.

Executive Committee

President

Sally Ogilvie (The Entrance)
0404 165 619
president@knittersguildnsw.org.au

Vice – Presidents

Mary – Helen Ward (Inner City)
0402 388 424
Vishna Collins (Inner City)
0407 940 755

Secretary

Clare Hacker (Blue Mountains)
0417 481 225
secretary@knittersguildnsw.org.au

Treasurer

Merrin Marks (Blacktown)
0411 612 670
treasurer@knittersguildnsw.org.au

Members

Jenny Howatson (Epping)
Helen Giesaitis (Inner City)
Sharon Holstein (Blue Mountains)
Cynthia Mulholland (Maitland)

Sub – Committees

Guild Collection

Jenny Howatson
0404 630 690
Curator@kgnsn.org.au

Information Management

Mary–Helen Ward
0402 388 424

Newsletter

Anne Powell
newsletter@kgnsn.org.au

Standards

Judith Housego
0419 585 425
Standards@kgnsn.org.au

Website

Kate O'Neill
(02) 4758 9142
Web@kgnsn.org.au

Workshops

Helen Horan
0419 604 814
Workshops@kgnsn.org.au

Camp 2015

Cynthia Mulholland
0418 230 498
Camp@kgnsn.org.au

Publicity

Anne Powell
publicity@kgnsn.org.au

Public Officer

Sandra West
0402 145 025

Newsletter Deadlines

Issue	Text deadline
April (Six)	20 March, 2015
July (Seven)	19 June, 2015
October (Eight) ..	18 September 2015
January (One)	18 December 2015

Guild Headquarters

(02) 9868 6799
PO Box 460, EPPING NSW 2121
secretary@knittersguildnsw.org.au
www.knittersguildnsw.org.au
[www.ravelry.com/groups/knitters – guild – nsw–inc](http://www.ravelry.com/groups/knitters-guild-nsw-inc)
<https://twitter.com/KnitGuildNSW>
www.facebook.com/kgnsn

Group Reports

Not received: Ku-ring-gai, Maitland, Northern, Queanbeyan, Southern Highlands.

Blacktown

The October meeting involved a lesson from Merrin on Fair Isle and stranded knitting. The workshop included a showing of examples from the past thirty years. A cardigan and bootie set was completed for a premature baby in the Blacktown hospital. One of the members knows of a supplier for a wooden ball dispenser for the price of \$15.

The November meeting had a visit from Daphne Ferguson who brought with her two big rugs and her books *Squares and Stripes Forever* and *Textured Sampler Knee-rugs*.

The December meeting saw members frantically finishing items that were intended for Christmas gifts and various decorations being made.

Luke Pearce

Blue Mountains Group

Well this year has flown by. It has been a very productive year which was completed with a delicious Christmas afternoon tea.

We have had many workshops where our members had the opportunity to learn new skills, visits from retailers where we have enjoy partaking in some retail therapy and of course adding to one's stash.

One of the highlights of our year was a bus trip to the South Coast Fibre Muster at Gerringong. Many members enjoyed the day out and we look forward to doing another bus trip again next year.

We are looking forward to another exciting year in 2015. If you are in the area please drop in and see us.

Sharon Holstein, Workshop Coordinator

Castle Hill

For the past year, Janette Mana has been our commander in chief as our convenor, Jay Farrugia has been bothering everyone with her camera acting as the secretary, and Christine Lyons-Wong has been crunching the numbers as our treasurer.

One of the best things about our group is getting to see what projects others have finished.

Gaye knitted a ruffled scarf as a Christmas gift for her daughter's soon to be mother-in-law. She purchased the silk and mohair blend wool from Susanne's House of Wool, and decided that if she wound it all up like



Christmas at Blacktown by Colleen (Nativity Scene), Anjana (festive decorations), Sue (snowflake) and Amanda (pudding shaped chocolate covers) – Sue and Amanda created their items during the meeting.

a rose, it would fit in the original box that that the wool came in. Great idea Gaye!

Since Gaye was in her groove of making scarves, she completed another "yarn pooling" project. This one is made out of acrylic, for a male friend in England.

Carolyn has been busy making shawls. This first one is "The Bias Before and After" scarf, made out of Rowan Kid Silk Hayes (70% mohair, 30% silk.) The scarf is lighter than air, so Carolyn added the beads not only for bling, but also to help weigh the ends down.

Some knitters are more dedicated than others. We tried to get an update on Maranda's jumper, but she was too busy killing two birds with one stone.

Jay waited for Santa wearing her recently finished twin set, made out of Trendsetter's Phoenix yarn.

With December comes Christmas, and with Christmas comes parties. Not wanting to break this Christmas tradition, we had our Christmas party this month.

Santa couldn't make it because he was busy taking toy orders in all the malls, but he did send a Christmas angel and Rudolph

to greet everyone when they showed up at the Little Rock Café in Baulkham Hills

We all have a great time getting together for a meal, and celebrating the season. Everyone had such a good time, no one even noticed that there was no knitting anywhere in sight.

Jay Farrugia, Secretary

Clarence Valley

Our October meeting proved very interesting. Evol's house was a hive of activity: saucepans of boiling water + alum + vinegar + wood shavings + buckets of salted water + wool.

Of course this equals dyeing. Well what fun we had. We used different wood shavings including Purple Heart, Red Cedar, Red Bean, Padauk and Yellow Sassafras. The result was wool of many colours – mauve, cream, yellow, soft orange and tan; a most interesting and enjoyable day.

Show and Tell was also good. Kay had a pretty pink shrug and some beautiful socks knitted in Zauberball wool. Evol had a lacy mobius scarf and also a lace wrap made of hexagons. It is always inspiring for us to



The Entrance Group at the Creative Ageing Arts and Craft Expo

see what others are doing.

November was our AGM and we set about business and planning but we also fitted in some short row shaping exercises.

December was our Christmas lunch and while we ate and talked the opportunity was taken to plan our programme for 2015. So many skills we still need to refine – so a busy year ahead.

Jenny Moar, Publicity

The Entrance

We have been making knitted flower brooches, a variety of cotton dishcloths, knitted Christmas tree decorations, beret style hats and knitted felted bags; a cable patterned jumper and a moss stitch baby's jumper are also in progress.

A Vicki Square video was watched, and we all attempted the Chinese Knot technique

The Entrance group has a claim to fame! Luke Martinelli, who featured in a recent Yarn Magazine, is one of our regular members. He consistently displays beautifully crafted, creative work at our meetings.

We participated in the Creative Ageing



Thelma Williams (Epping) (left) and Yvonne Fazzolari

Arts and Craft Expo at The Entrance Community Centre. It was a lot of work but an enjoyable day was had by all and we promoted that the Guild is now at The Entrance.

In the new year we are going to apply to our Shire Council for funding to make washable wool rugs for the Women's and the Men's Shelter in the Shire.

The Newcastle Group kindly invited us to attend the Steeking Workshop presented by Mary-Helen Ward, and three members travelled there for the tuition and hospitality. Thank you Newcastle and May-Helen; it was excellent.

We've been in operation for one year and are surviving well!

Caroline Baker, Convenor

Epping

In October Asa Wahlquist talked to us about her experiences with the natural dyeing of yarns using plants from her garden and native bush leaves. She documented her efforts with lots of dyed samples which showed us how some plain looking leaves can dye yarn in surprising hues and how different dyeing techniques produced different intensities of colour.

We have two education days. Jill Rowling led people to explore knitting with different textured and composition yarns. Eleanor Goldfinch fascinated everyone with her talk on using knitting machines. Hand-knitters were impressed that she could finish a baby's cot blanket in a couple of hours. She showed us various items she has made, many of them designed by her.

As we get to the end of the year, we reflect on what has been achieved by the group this year. We have had some wonderful guest speakers and education classes. We

have completed some absolutely fabulous knitted and crocheted items and, as a group, we have donated lots of bags of knitted and crocheted items to a variety of charities. The champion charity knitter is Jacqui who knitted 119 trauma teddies which is an average of one every three days!

We finished the year presenting Thelma Williams with a Life Membership of the Epping Group, an emotional presentation made by Yvonne Fazzolari who joined the Guild at the same time as Thelma.

Anne Moore

Epping Crochet

In November we were asked to bring in a crocheted Christmas ornament with its pattern. There were a variety of snowflakes and bauble covers and some were working on Christmas trees. Yvonne consulted with us about what we want to do in 2015.

In December we gathered for a shared Christmas lunch with more Christmas baubles on display. One of next year's classes will be on slippers and we all selected a suitable slipper pattern to work on in March.

Just in case we get withdrawal symptoms over January, Yvonne has set us some homework to make granny squares ready for a class in different ways to join them in February.

We will also be looking at how to increase and decrease correctly in February.

The last of the rugs made from donated acrylic yarn was finished and we gave six rugs to St Vincent de Paul to be delivered



Anne Sinclair, (Goulburn)



Freeform "Rose Window" blanket, Kiama

to people who really need them. Some will be added to Christmas hampers for families doing it tough.

Anne Moore

Goulburn

The 5000 Poppies Project began to gain momentum in October, with several of our ladies displaying their flowers, for a photo, which appeared in our local newspaper.

Phyllis conducted the tutorial on Short Row Shaping. Thank you, Phyllis.

Stephanie told us of the latest visit to Junee Correctional Centre, by Wagga ladies who have now been given one day a month on a permanent basis.

It was also our tenth birthday, and our Anne cut the cake, and she spoke of how

the group had progressed, and wished us all another ten years of happiness, and friendship.

Instead of a tutorial we had a Q & A session, which produced some great information.

In December Fiona gave us a wonderful tour of Ravelry. Although we were aware of the site, many now have a deeper appreciation of just what is available to us. Thank you, Fiona.

Our Christmas party was then held, with much laughter and good cheer.

Over the past three months, the *Show and Tells* have been wonderful, with new yarns being used, and ladies moving out of their comfort zones, to create some amazing articles.

Susan McDonnell – Publicity

Inner City

The last few month of 2014 have flown by in a glimpse...

At the October meeting, Jane Downey introduced the Group to reading knitting charts. She shared lots of tips and tricks for those who find knitting charts cryptic.

We'd like to thank the outgoing Committee Members for their commitment and hard work in 2014 and welcome the new Committee Members.

We would also like to take this opportunity to thank all contributors in 2014, whether you organized a workshop, shared your experience of faraway yarn stores or baked cookies for morning tea. Thank you all.

The end of the year is upon us. If the Group members hadn't realized before, this became abundantly apparent when at the December meeting we reviewed the 2014 Knitting Resolutions. Many successes were celebrated and sympathies offered for works in progress.

We also discussed workshops for the year ahead. Some ideas thrown around were: Tunisian Crochet, Blocking, Crochet for Knitters and potentially a retail event. Watch this space to find out more!

Stefanie Vogt, Secretary

Katoomba (Upper Mountains)

At our AGM in November we elected to change our name to Katoomba Group. The name change was proposed earlier in the year and since then we have been considering the various options.

In the previous year two of our committee members have moved out of the area. We wish Pam Payne and Shelley Millbank well in their endeavours and thank them for their services to the Group. Ann Davison completed 3 years as Secretary – Ann had held the position since the Group's inaugural meeting. Thank you, Ann.

At the Blackheath Flower and Craft Show, held in September, Anne Powell, Ronah Tuite and Dominique Trad were all awarded prizes. Well done!

During the last three months we had some lovely items at Show & Tell. Yvonne had created another gorgeous green and purple cardigan, Gabrielle had knitted a top-down sweater, Ronah crocheted a burgundy and cream throw, where the pattern emerged as little cats, and had also crocheted the Christmas Tree and star from the previous newsletter. There was also a baby jacket, shawls and a Mobius collar.

We don't usually have a January meeting. However, for 2015 we are planning to meet



Newcastle's knitting challenge

at the Katoomba Cultural Centre Café on the first Saturday – knitting with a view!

Therese Ramage, Secretary

Kiama

Free Form Knit/Crochet Blackout Blanket “Rose Window” – from a 1 day workshop at Kiama Knitters Guild held mid 2014.

Premiere showing was at the Braidwood Airing of the Quilts held at the Service Club on 22–23 November 2014.

The blanket will be displayed at the Peace Knits Pop-up Open Cottage Garden on 11 April 2015 in Queanbeyan. The Kiama group will be having a bus trip to the open cottage garden. For further information contact: Boni: boni_maywald@yahoo.com.au.

Kiama branch held their AGM on Saturday 15 November with a new committee for 2015. Convenor Anne Phillips, Secretary Kay Brown and Treasurer Thea Blanch.

Anne Phillips, Convenor

Macarthur

Christmas is almost upon us again and our group only had the one meeting in December and of course it was our Christmas gathering.

Instead of having a knitting lesson we played with used Christmas cards and paper to make origami boxes – the finished size depended on what sized card you started with – my little box was finished off with fine gold wire to make it look like a small present and it proudly adorns my Christmas tree.

Raelene also provided some Christmas carol trivia just to tease our poor Christmas brains!

Our *Show and Tell* was really quite amazing with some of our members showing great items knitted as Christmas gifts.

Margaret's oversized cabled throw in bottle green was lovely, as was Trisha's teddy bear complete with aran cardigan for her granddaughter in Brisbane. Joan had a beautiful interlocked crocheted baby blanket for a new addition to the family, Pam's lovely lace knitting in cotton and Raelene's amigurumi dolls complete with wardrobes that even Barbie would be proud of for her two great-grand-daughters and lots more too.

In November we had a lesson on thick and thin garter stitch and a really lovely morning tea provided by Silvana for all our members who only come on Saturdays. In October we tried out new Christmas decoration patterns brought in by our members and we all knitted a cute little Christmas boot with unique shaping and a picot type cast off which is just the right size for the Christmas tree with some Christmas chocolates tucked inside.

Janice Ferrett, Convenor

Mudgee

In October Maureen did a workshop on working with colour. She gave us two patterns to work from, one written and one was a chart. Maureen showed us how to twist our yarn so the there where no holes when we changed colour. It was a good opportunity to refresh our memories about working with colour and the ways we can use colour in our knitting.

In November, we agreed at this meeting to continue to sponsor the Best Knitting and Crochet at the Mudgee Show. Robyn asked

for ideas for workshops for the coming year, there were lots of suggestions. I am sure Robyn will organize an interesting program. Knitting in the Library has been suspended until next March, not a lot of interest at this time of the year.

We cancelled our December meeting and decided instead to take a trip to Rylstone to visit the new wool shop. Two of our members, Margot and Gemma, have opened Convent and Chapel Wool Shop in Rylstone. On arrival Gemma kindly gave us a coffee, we were then able to look at all the lovely wool on display. The shop is in an old inn, beautifully fitted out with a room where you can lounge and knit, crochet or spin, even a fireplace for the cooler weather.

Barbara Gow, Convenor

New England

Our November meeting was the Christmas meeting and we will resume knitting activities on 28th January 2015 at Kentucky, again to spread the travelling in country region. Lots of Christmas knitting. Jeanie knitting mini puddings which she filled with lollies, there was a Christmas stocking with the child's name knitted in the garment, and a Christmas wreath. Lots and lots of squares for the Afghan rug which has been a major project.

Pam Green, Publicity

Newcastle

Our main knitting challenge for 2014 was to make individual blankets using the Daphne Ferguson book. The photo on page 16 shows six versions, although more were made, that are definitely unique

and fabulous. We thank Daphne for the inspiration and assistance with some of the trickier stitch patterns. The colour choices were so reflective of the ladies personalities and personal style – they really nailed it.

For 2015 our group will have a series of smaller challenges. Nothing will use more than two skeins and be in either 4 or 8ply. Every second month we will make an item such as a beanie, pair of socks, shawl, gloves and toy/teacosy. Members will be given a choice of a couple of patterns at three different skill levels, all designed to give them a bit of a challenge with their knitting skills. Everyone is already looking forward to having a go.

Of course we will also have our road trips to local wool stores and have our demonstrations and work exhibited wherever we can. Our ladies are so enthusiastic about their knitting and crocheting whether for themselves, their families or for charity. It is such a lovely and friendly group and I continue to be inspired by them all.

Krista Thompson, Convenor

Southern

Inspired by the projects in the last Guild newsletter, members of the Southern group hung our small Christmas tree with knitted and crocheted decorations. Some may even have found their way into the food parcels we donated to the Brighton Kogarah Uniting Church for their Christmas appeal. Members of the congregation were overcome by the generosity of the Southern Group. Two Christmas tea cosies were also on display which, no doubt, will grace the table on Christmas day.

The lace workshop held by Clare in November was a big hit and had something for everyone from the novice to the very experienced. By the next meeting, Jennifer had already put into practice the edging technique on a beautiful new baby blanket.

Compared to attaching the edging as a separate piece, there are no prizes for guessing which our group preferred. We are certainly looking forward to stage 2 in 2015 and highly recommend the workshop.

We have had a wonderful year sharing the joy of knitting and crocheting for ourselves, our families and friends as well as our charities – bears for the ambulance service and outfits for the neonatal care unit at St George Hospital. We hope to extend our knitting for charities in 2015 commencing with the Poppy Project.

Thank you to the outgoing Southern committee for their hard work.

Sue and Louise

Turrumurra Crochet

October: Joining granny squares on the last round was our activity, with Jeanette providing notes and samples. We started working on our programme for 2015.

In November, Barbara Davie gave the lesson on crocheting an attractive and practical Christmas pudding tea cosy. We had lots of *Show and Tell* and our group charity rug continues to be passed around the group for everyone to work a few rows of crochet.

December: We had lots of special *Show and Tell*, not just crochet, but other crafts as well, some made by our members and some handwork made by others. The group charity rug, which has lovely autumn colours, was passed on to Elizabeth for her to work on over the holidays.

Jeanette Colditz

West Ryde

Unfortunately I could not attend the October meeting as I had to fly back to Scotland as my Mum passed away. I did



Christmas tree, (Southern)

hear many ladies came along and had a good old chat while knitting/crocheting.

Sunday November 2 saw 14 ladies make the wonderful train trip to Berry where we all had a terrific day. After a stroll round the market we all wandered up to the shops. The *Sew and Tell* shop enjoyed our company as we purchased our goodies. The weather was beautiful which made it all that more enjoyable. We have had a few lovely train trips this year and in the New Year we will be organising some more.

In November we had a draw for some gifts which Anita from *The Wool Inn* had given when she visited in March. We also picked out our Kris Kringle names from the barrel. This year you have to knit your KK a small Christmas gift which will be given at our party night in December. There was some lovely *Show and Tell*.

Jean Smith, Convenor.

Squares and Stripes Forever

This book will help design your own knitted rugs from basic patterns.

Squares explains how to knit basic blocks, tricky triangles, stripes, zig-zag, domino stripes and stained glass designs.

Textured Sampler Knee-rug

Ideal for using lots of small amounts of wool, there are helpful hints and written and graph instructions. Each square has a count sheet to mark as you work each square. There is a variety of methods to finish and join your rug as well as alternative stitches.

Written by Guild member Daphne Ferguson, (Epping) both are printed in full colour. \$20.00 each.

Postage is \$3.00 for one, \$5.00 for two.

To order, contact Daphne at: SipKnitYarn@bigpond.com.

